

Revolution in Rail


Scott Prentice

Head of Business Development




Our new trains

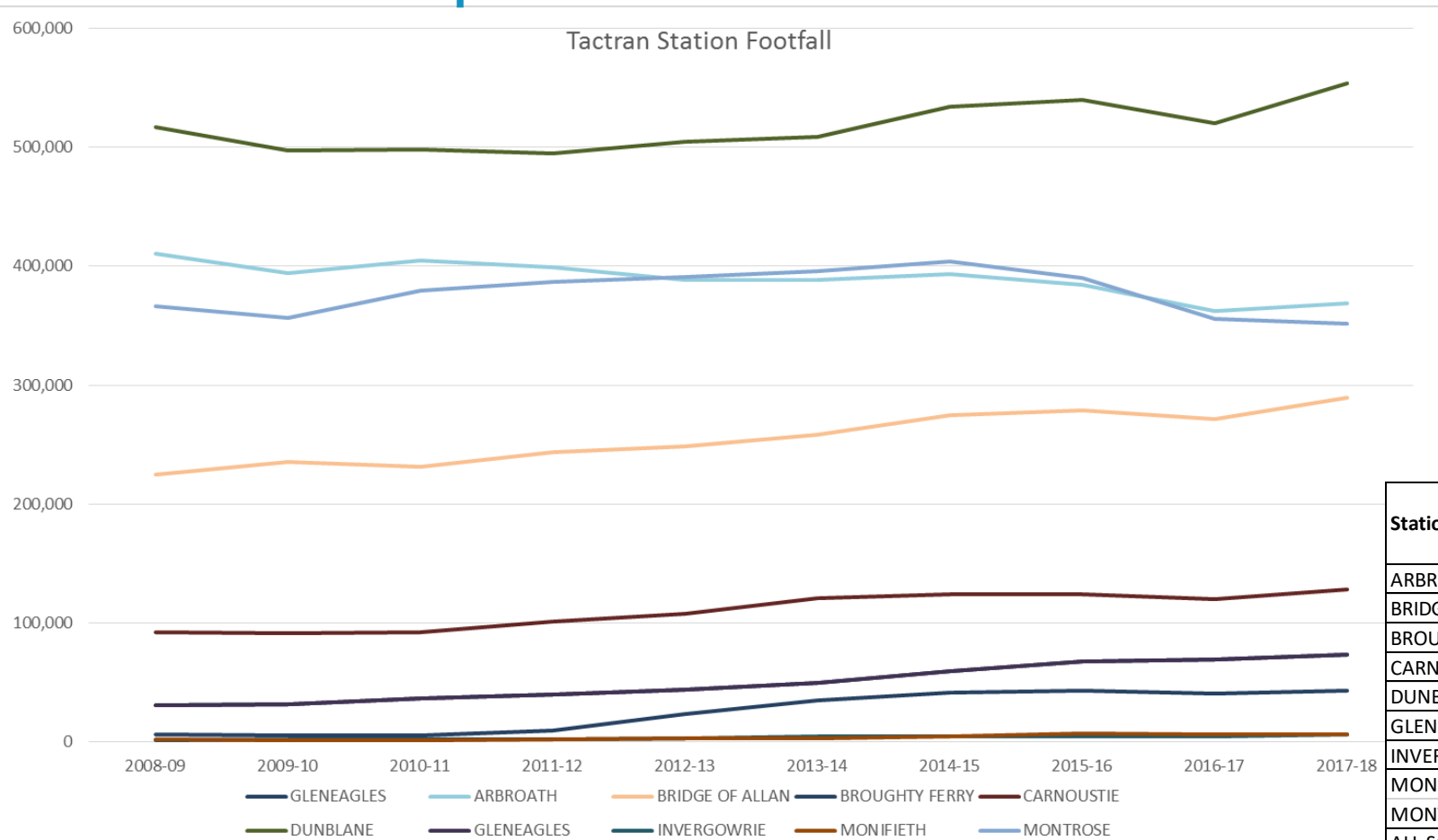
Class 385 Electric Multiple Units – 70 trains



High Speed Trains – 26 trains



How has rail performed?



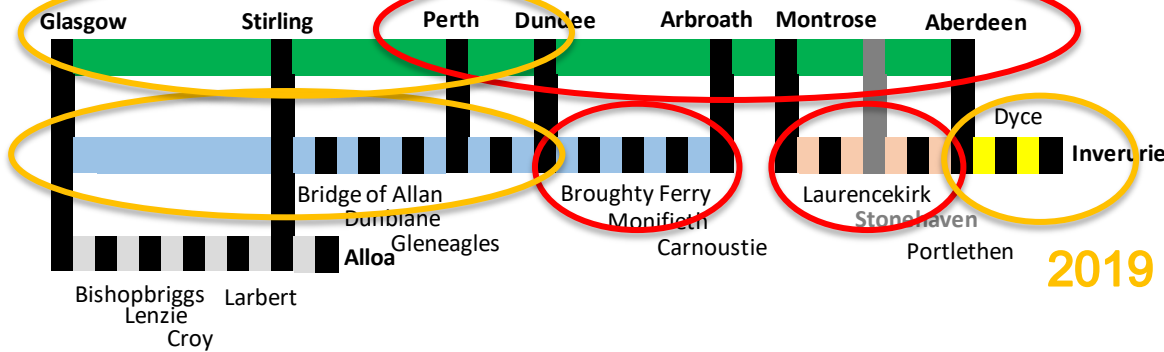
Station Name	Growth since 2008
ARBROATH	-10%
BRIDGE OF ALLAN	29%
BROUGHTY FERRY	633%
CARNOUSTIE	38%
DUNBLANE	7%
GLENEAGLES	137%
INVERGOWRIE	436%
MONIFIETH	188%
MONTROSE	-4%
ALL SCOTRAIL	28%

Where do customers travel?

Top Flow (Both Directions)		Journeys	Daily Jny	Top Flow (Both Directions)		Journeys	Daily Jny	Top Flow (Both Directions)		Journeys	Daily Jny	Top Flow (Both Directions)		Journeys	Daily Jny				
1	EDINBURGH/HYM	DUNDEE	405,830	1,284	1	DUNBLANE	STIRLING	155,016	491	1	DUNDEE	ARBROATH	142,429	451	1	ABERDEEN	MONTROSE	152,860	484
2	PERTH	DUNDEE	219,991	696	2	DUNBLANE	GLASGOW BR	149,431	473	2	ABERDEEN	ARBROATH	70,471	223	2	DUNDEE	MONTROSE	76,209	241
3	GLASGOW BR/CTL/QS	DUNDEE	212,713	673	3	DUNBLANE	EDINBURGH	138,260	438	3	EDINBURGH/HYM	ARBROATH	36,170	114	3	EDINBURGH/HYM	MONTROSE	36,557	116
4	ABERDEEN	DUNDEE	168,558	533	4	DUNBLANE	FALKIRK BR	8,616	27	4	MONTROSE	ARBROATH	30,449	96	4	ARBROATH	MONTROSE	30,449	96
5	ARBROATH	DUNDEE	142,429	451	5	DUNBLANE	PERTH	7,798	25	5	GLASGOW BR	ARBROATH	20,273	64	5	GLASGOW BR/CTL	MONTROSE	21,472	68
6	MONTROSE	DUNDEE	76,209	241	6	DUNBLANE	BRIDGE OF ALLAN	7,580	24	6	PERTH	ARBROATH	16,985	54	6	STONEHAVEN	MONTROSE	11,293	36
7	CARNOUSTIE	DUNDEE	56,349	178	7	DUNBLANE	EDINBURGH PARK	6,592	21	7	DYCE	ARBROATH	10,888	34	7	DYCE	MONTROSE	8,573	27
8	KIRKCALDY	DUNDEE	45,220	143	8	DUNBLANE	ALLOA	4,983	16	8	STONEHAVEN	ARBROATH	6,018	19	8	PERTH	MONTROSE	7,829	25
9	LEUCHARS	DUNDEE	45,077	143	9	DUNBLANE	DUNDEE	4,494	14	9	CARNOUSTIE	ARBROATH	5,562	18	9	LAURENCEKIRK	MONTROSE	7,357	23
10	STIRLING	DUNDEE	41,100	130	10	DUNBLANE	LARBERT	3,972	13	10	STIRLING	ARBROATH	3,445	11	10	STIRLING	MONTROSE	3,846	12
Top Flow (Both Directions)		Journeys	Daily Jny	Top Flow (Both Directions)		Journeys	Daily Jny	Top Flow (Both Directions)		Journeys	Daily Jny	Top Flow (Both Directions)		Journeys	Daily Jny				
1	GLASGOW BR/CTL/QS	STIRLING	689,057	2181	1	EDINBURGH/HYM	LINLITHGOW	746,679	2363	1	CARNOUSTIE	DUNDEE	56,292	178	1	GLENEAGLES	GLASGOW BR	25,423	80
2	EDINBURGH/HYM	STIRLING	547,937	1734	2	GLASGOW BR	LINLITHGOW	236,079	747	2	CARNOUSTIE	ABERDEEN	24,465	77	2	GLENEAGLES	EDINBURGH	16,006	51
3	DUNBLANE	STIRLING	155,016	491	3	EDINBURGH PARK	LINLITHGOW	44,799	142	3	CARNOUSTIE	EDINBURGH1	7,819	25	3	GLENEAGLES	STIRLING	5,204	16
4	ALLOA	STIRLING	133,029	421	4	FALKIRK BR	LINLITHGOW	29,920	95	4	CARNOUSTIE	GLASGOW BR	6,698	21	4	GLENEAGLES	DUNDEE	4,631	15
5	FALKIRK HIGH/GHM/BR	STIRLING	120,681	382	5	STIRLING	LINLITHGOW	26,783	85	5	CARNOUSTIE	PERTH	5,839	18	5	GLENEAGLES	PERTH	2,105	7
6	LARBERT	STIRLING	95,352	302	6	POLMONT	LINLITHGOW	9,733	31	6	CARNOUSTIE	ARBROATH	5,562	18	6	GLENEAGLES	ABERDEEN	1,787	6
7	PERTH	STIRLING	59,870	189	7	LARBERT	LINLITHGOW	7,370	23	7	CARNOUSTIE	DYCE	4,076	13	7	GLENEAGLES	INVERNESS	1,099	3
8	POLMONT	STIRLING	37,930	120	8	CHARING C	LINLITHGOW	4,780	15	8	CARNOUSTIE	MONTROSE	3,272	10	8	GLENEAGLES	EDINBURGH PARK	907	3
9	ABERDEEN	STIRLING	44,947	142	9	BRIDG OF ALLAN	LINLITHGOW	3,342	11	9	CARNOUSTIE	STONEHAVEN	1,153	4	9	GLENEAGLES	DUNBLANE	582	2
10	BRIDGE OF ALLAN	STIRLING	39,222	124	10	ABERDEEN	LINLITHGOW	2,831	9	10	CARNOUSTIE	STIRLING	1,006	3	10	GLENEAGLES	UPHALL	466	1
Top Flow (Both Directions)		Journeys	Daily Jny	Top Flow (Both Directions)		Journeys	Daily Jny	Top Flow (Both Directions)		Journeys	Daily Jny	Top Flow (Both Directions)		Journeys	Daily Jny				
1	GLASGOW BR/CTL/QS	PERTH	275,731	873	1	FALKIRK BR	EDINBURGH	605,370	1916	1	EDINBURGH GATEWAY	INVERKEITHING	49,806	158	1	CRIANLARICH	OBAN	4,219	13
2	DUNDEE	PERTH	219,991	696	2	FALKIRK BR	GLASGOW	486,864	1541	2	EDINBURGH GATEWAY	KIRKCALDY	32,798	104	2	CRIANLARICH	GLASGOW	4,177	13
3	EDINBURGH/HYM	PERTH	177,039	560	3	FALKIRK BR	STIRLING	124,479	394	3	EDINBURGH GATEWAY	DALMENY	28,403	90	3	CRIANLARICH	FORT WILLIAM	1,907	6
4	STIRLING	PERTH	59,870	189	4	FALKIRK BR	EDINBURGH PARK	36,060	114	4	EDINBURGH GATEWAY	DUNDEE	24,923	79	4	CRIANLARICH	MALLAIG	1,453	5
5	ABERDEEN	PERTH	44,912	142	5	FALKIRK BR	LINLITHGOW	27,144	86	5	EDINBURGH GATEWAY	EDINBURGH	28,698	91	5	CRIANLARICH	CORROUR	1,205	4
6	INVERNESS	PERTH	39,660	126	6	FALKIRK BR	POLMONT	24,987	79	6	EDINBURGH GATEWAY	DALGETY BAY	21,030	67	6	CRIANLARICH	TYNDRUM	773	2
7	KIRKCALDY	PERTH	24,855	79	7	FALKIRK BR	LARBERT	23,065	73	7	EDINBURGH GATEWAY	DUNFERMLINE	13,801	44	7	CRIANLARICH	EDINBURGH	736	2
8	PITLOCHRY	PERTH	19,055	60	8	FALKIRK BR	CHARING CROSS (G	11,359	36	8	EDINBURGH GATEWAY	LEUCHARS	13,405	42	8	CRIANLARICH	BRIDGE OF ORCHY	374	1
9	ARBROATH	PERTH	16,985	54	9	FALKIRK BR	CUMBERNAULD	10,369	33	9	EDINBURGH GATEWAY	ROSYTH	9,759	31	9	CRIANLARICH	ARROCHAR & TARBEI	224	1
10	MARKINCH	PERTH	11,345	36	10	FALKIRK BR	CROY	9,903	31	10	EDINBURGH GATEWAY	BURNTISLAND	6,399	20	10	CRIANLARICH	RANNOCH	188	1

Intercity Corridors

- Aberdeen – Glasgow**



2018

Benefits

- c80 additional services per day
- >20,000 additional seats per day
- 5-10 min reduction in average journey times to / from Aberdeen
- Daily services at Broughty Ferry increase by 125% from 16 to 36
- Daily services at Monifieth increase by 300% from 7 to 28
- Daily services at Carnoustie increase by 30% from 34 to 45
- Daily services at Arbroath increase by 45% from 61 to 90
- 4,000 additional seats per day introduced to Dundee – Arbroath corridor

2019

- Inverness – Edinburgh & Glasgow**



2019

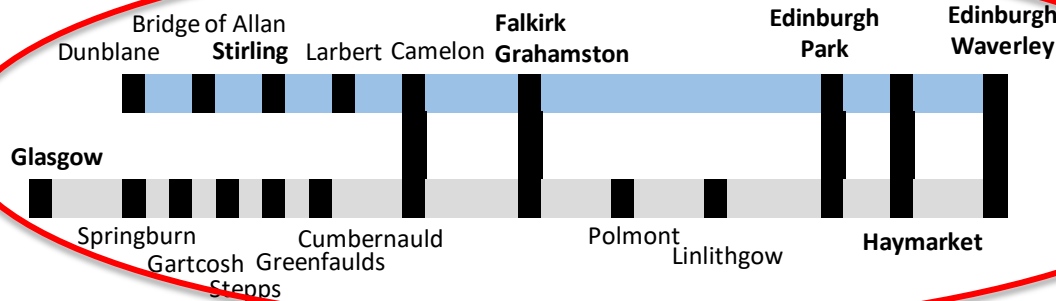
Benefits

- 8 additional services per day
- 50% increase in seats compared to today: from 4,100 to 6,600 per day
- Better spread of services throughout the day at intermediate stations
- 5-10 min reduction in average journey times to / from Inverness

Dunblane – Edinburgh Corridor

2018

- **Timetable structure**



- **Messages**

- Falkirk Grahamston now comparable to Falkirk High: 4 tph to Edinburgh and 2th to Glasgow. Will support town centre regeneration and is easier to access for Bainsford, Grangemouth, Middlefield areas – plenty of car parking at station
- Cumbernauld route now has fit for purpose service with direct trains to Edinburgh and Glasgow – no longer the “Cinderella” route Ideal for those living within active travel distance from Cumbernauld, Greenfaulds, Stepps & Gartcosh – no need to drive to Croy
- “Virtual” capacity increase at Polmont and Linlithgow

- **38 additional services between Falkirk – Glasgow**
- **c7,000 additional seats between Falkirk & Glasgow**
- **59 additional services between Falkirk – Edinburgh**
- **c11,000 additional seats between Falkirk & Edinburgh**
- **More evening services between Dunblane & Edinburgh**
- **Journey Time and Frequency**
 - Stirling to Edinburgh reduces to around 45min
 - Falkirk Grahamston has 4tph to Edinburgh and 2tph to Glasgow
 - New half hourly direct service from North Lanarkshire to Falkirk, West Lothian and Edinburgh



December 2018

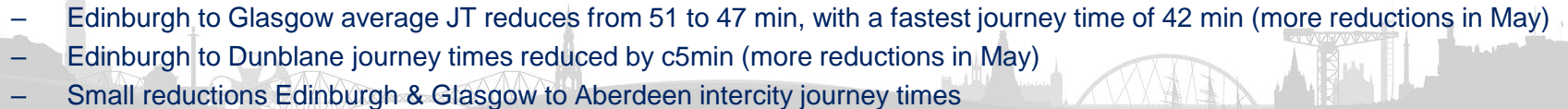
- More services

- New half hourly Edinburgh to Glasgow via Falkirk Grahamston service
- New close to hourly Dundee to Arbroath local service
- New hourly Aberdeen to Montrose local service
- New close to hourly Inverness to Elgin local service

- More seats

- All Edinburgh to Glasgow via Falkirk High services operated by 7 carriage Hitachi class 385 trains (9,500 more seats)
- Most Edinburgh to Dunblane services operated by 4 carriage class 365 electric trains (4,000 more seats)
- Half of Glasgow to Alloa / Dunblane services operated by 6 carriage class 385 Hitachi class 385 trains (3,500 more seats)
- Most North Berwick peak services operated by 6 carriage Hitachi class 385 trains (1,500 more seats)
- More 3 carriage class 170 trains operating off peak services on Borders
- HST will operate 48 out of 99 intercity services
 - 4 out of 22 Aberdeen – Inverness
 - 6 out of 22 Inverness – Edinburgh & Glasgow
 - 19 out of 24 Aberdeen – Edinburgh
 - 19 out of 31 Aberdeen – Glasgow

- Faster journeys

- Edinburgh to Glasgow average JT reduces from 51 to 47 min, with a fastest journey time of 42 min (more reductions in May)
 - Edinburgh to Dunblane journey times reduced by c5min (more reductions in May)
 - Small reductions Edinburgh & Glasgow to Aberdeen intercity journey times
- 

2019

- **More services**
 - New Highland Main Line timetable
 - New Arbroath to Glasgow hourly service
 - Improved Fife timetable
- **More seats**
 - Edinburgh to Glasgow services formed of 8 carriage Hitachi class 385 trains
 - Edinburgh to Dunblane services formed of 4 carriage Hitachi class 385 trains
 - Glasgow to Dunblane/ Alloa services formed of 6 carriage Hitachi class 385 trains
 - Edinburgh to North Berwick services formed of 6 carriage Hitachi class 385 trains
 - Most Fife services formed of 6 carriage trains
 - Most Borders services formed of 3 carriage trains
 - Most intercity services formed of High Speed Trains
- **Faster journeys**
 - 42 minute Edinburgh to Glasgow journey time
 - <45 minute Stirling to Edinburgh journey time
 - 4 trains per hour between Stirling and Glasgow: 2 of c25min journey time and 2 of c35min
 - 5 to 10 minute reduction in Edinburgh to Aberdeen and Inverness journey time



We need your help

- Communications will start w/c 24th September. Regional programme of announcements
- 9 day closure at Stirling between 14th and 22nd October
<https://www.networkrailmediacentre.co.uk/news/stirling-dunblane-alloa-electrification-means-changes-for-central-belt-travellers>
- Explain the benefits
 - A minority of journeys are poorer under the new timetable structure
 - Dunblane express
 - Broughty Ferry to Perth & Glasgow – will be addressed during 2019
 - Carnoustie to Aberdeen – will be improved during 2019
 - Gleneagles to Edinburgh – will be improved during 2019
 - Stirling to Polmont & Linlithgow
 - Intercity
 - Everyone benefits from more capacity. The majority benefit from more services and faster journeys
 - Viable rail service for local commuting and leisure journeys to / from Dundee for the first time since 1980's
 - Regular service provides platform for better integration with local bus services
 - First phase of new service to linking the Angus communities with 4 of the 7 cities – completed by end 2019
 - c5,000 daily journeys between Stirling area and Edinburgh are 10-15min faster. Impact on c300 journeys per day
- Explain this is a phased introduction
 - We are delivering early benefit rather waiting for everything to align so we can introduce the “perfect” timetable
 - We need feedback so learnings can be incorporated in future phases

Thank You and Questions

